

PROMPTER'S POCKET INSTRUCTION BOOK.

BY

✓
PROF. L. H. ELMWELL,

Boston's Popular Prompter.

.....

WHITE-SMITH MUSIC PUBLISHING COMPANY,

BOSTON, NEW YORK, CHICAGO.

Copyright 1892, by WHITE-SMITH MUSIC PUBLISHING CO.

COPYRIGHT

AUG 24 1892

35029 X¹

10

2

INDEX.

GV 1767
F48

Calls or changes used	2
Calls for Plain Quadrilles	7-23
Caledonian Quadrille	24
Cicilian Circle	5
Contra Dances	36-49
Eight Hand Reel	35
Fancy Medley	33
Galop Quadrille	32
German, The	34
Grand March	4
How to prompt a Plain Quadrille	3
Lancers Quadrille	25-28
Nine-pin Quadrille	35
Polka Quadrille	31
Portland Fancy	6
Practical Advice to Prompter's beginning	1
Saratoga Lancers	29
Schottische Quadrille	32
Sets formed on the floor	6
Waltz Lancers	30
Waltz Quadrille	32

PROMPTER'S POCKET INSTRUCTION * BOOK.

BY

PROF. L. H. ELMWELL.

The writer in presenting this work to the public, has endeavored to make it a Practical and Simple Instruction Book for the Beginner.

The calls or changes given, should be committed in a thorough manner, and should be spoken in a slow, deliberate tone, with plenty of time for each word. Do not run the changes together, but speak each word slowly and with deliberation.

Great care should be taken at first, not to strain the vocal chords. Bear in mind always, that it is not so much the power, as the clearness, which is the most satisfactory to those that are dancing. It is not necessary that a Prompter should have a deep and powerful voice; on the contrary, a medium or high-pitch voice is preferable. It penetrates further and can be understood better if used in the right way. With some experience and practice, most any ordinary voice can be trained to do the work satisfactorily. It would be well for the beginner perhaps, to take a few lessons in elocution, he would then more readily understand how to use his voice.

CALLS OR CHANGES USED.

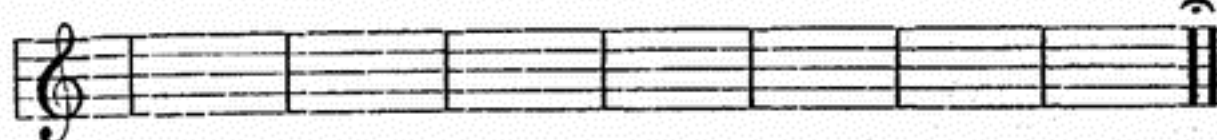
All Hands Around.	(8)
All Promenade.	(8)
All Promenade Around the Hall.	(8)
Balance.	(4)
Balance Partners.	(4)
Balance Corners.	(4)
Chasse.	(4)
Chasse Across.	(8)
Chasse Out and Form Lines.	(8)
Cross Right Hands Half Around.	(4)
First Two Forward and Back.	(4)
First Four Forward and Back.	(4)
First Four Lead to the Right.	(4)
First Four Lead to the Left.	(4)
Forward and Back.	(4)
Forward Ladies in the Centre.	(4)
Forward Gents in the Centre.	(4)
Four Hands Around.	(4)
Six or Eight Hands Around.	(8)
Forward and Address.	(4)
Form a Basket.	(4)
Gents' Grand Chain.	(8)
Grand Right and Left.	(16)
Grand Right and Left Half Around.	(8)
Half Promenade.	(4)
Half Right and Left.	(4)
Ladies' Grand Chain.	(8)
Ladies' Chain.	(8)
Ladies' Half Chain.	(4)
Ladies' Balance to the Right.	(4)
Promenade Four.	(8)
Promenade Sides.	(8)
Right and Left.	(8)
Turn Partners.	(4)
Turn Corners.	(4)
Turn the Opposite.	(4)

The figures in parenthesis, denote the number of measures required to dance each change.

In every case, the change should be called prior to the strain it is to be danced in. Do not lap your calls over into the next strain. Calls of two words allow two measures, of more than two words, four measures at least. This rule must be strictly adhered to, as it is more pleasurable to the dancers to have the changes called in time. Speak each word slowly and distinctly, and endeavor to throw your voice out into the Hall as clearly as possible. A definite illustration is given showing the first number of a plain quadrille. The changes are marked in parenthesis and will give you an idea of how they should be called.

PLAIN QUADRILLE. No. 1.

1st Four R. & L.



Prom.



Ladies Chain.



Prom.



D.C.

Then repeat with the Sides Right and Left. (Promenade). Ladies Chain. (Promenade) which brings you back to the end of the first strain, the proper place to stop.

There are some of the changes that will require, perhaps say four measures. In each instance take plenty of time, and have the calls executed before starting to play the strain in which they are to be danced. All this should be borne in mind always. The dancers then get through the figures with the music. The prompter that is a success, should understand how to dance all of the changes; one season with a first-class dancing teacher will enable him to know them all, then at a glance on the floor he can tell what changes to give them, simple or intricate, varying them as much as possible, have no repetitions in changes if possible.

THE GRAND MARCH.

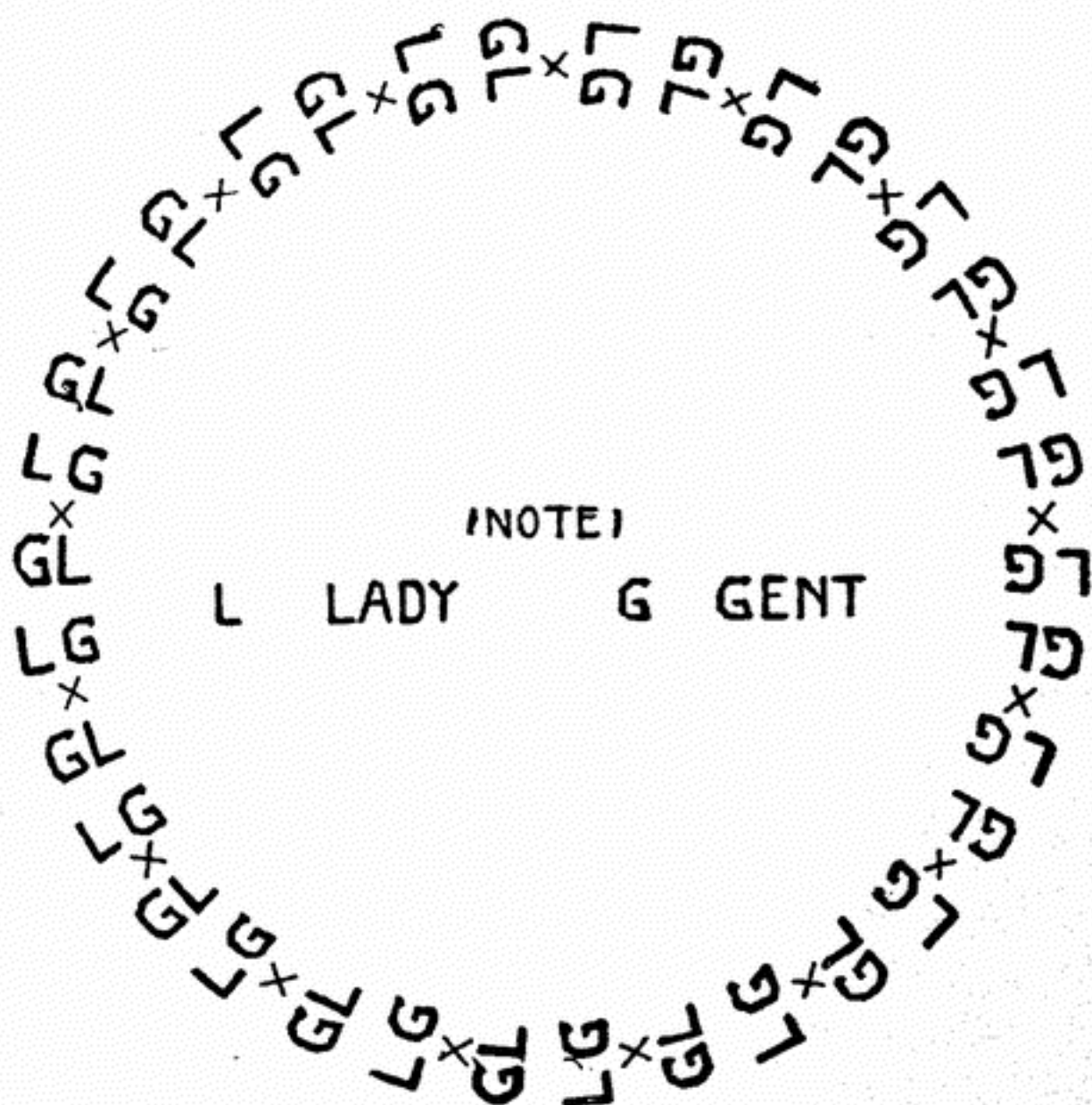
The floor manager will inform you when he is ready for the Grand March. Select a 4-4 march, and play moderately, when he is ready to stop he will also inform you, and if there is a Cicilian Circle, rap on your stand to attract attention, and say, Please form for the circle, every other couple face about.

After they have formed; call the following changes.

Four hands around (4); Turn partners (4); Right and left (8); Ladies' chain (8); All forward and back (4); Pass through to next couple (4). Repeat these a number of times, and then call, All balance partners (4); Turn partners (4); All promenade the hall (8).

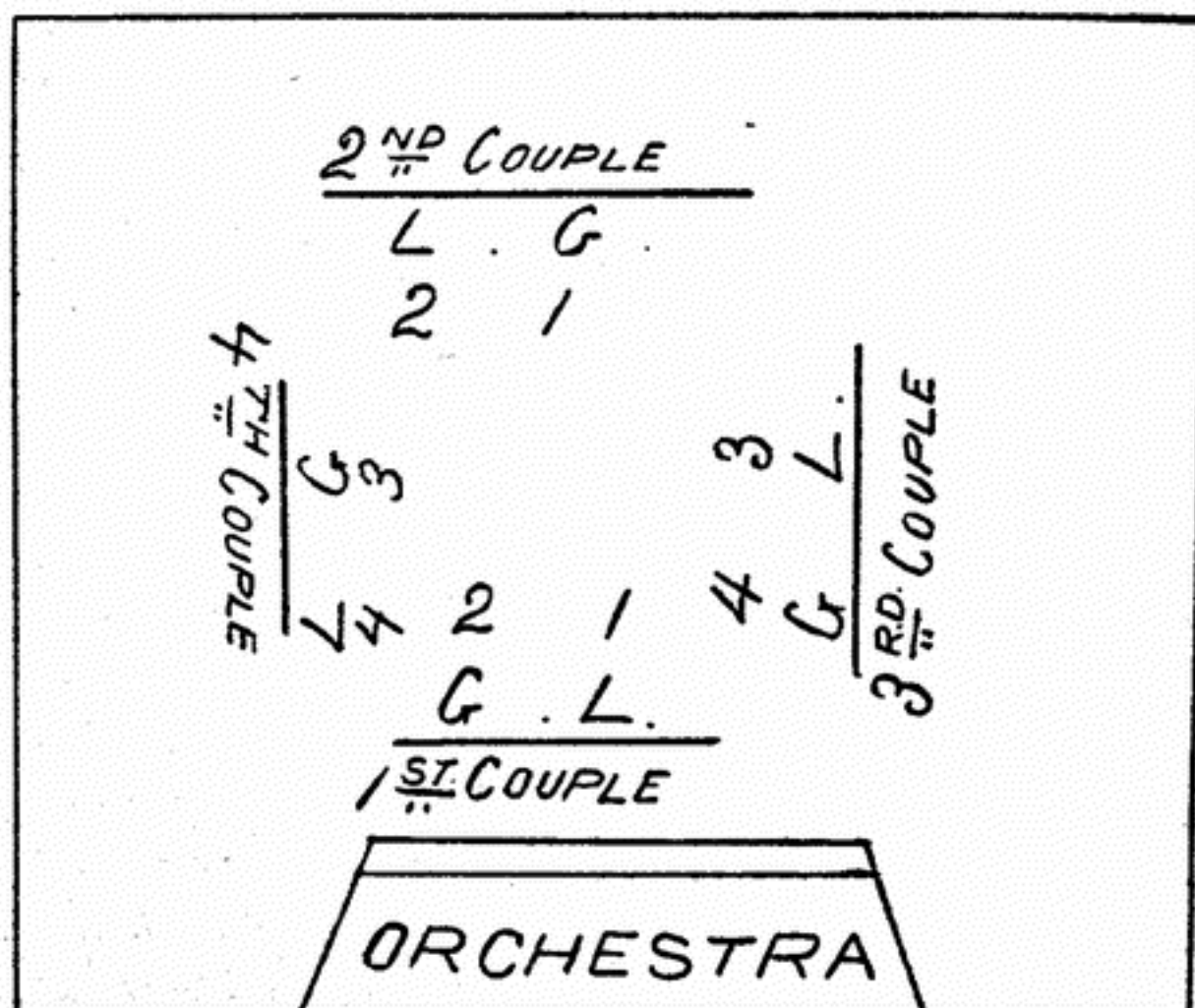
Use lively music for the circle 2-4 or 6-8 and when about ready to finish, vary the changes of forward and back, pass through, to all chasse to the centre of the hall and back (16); and then forward and back pass through, etc.

THE CICILIAN CIRCLE IS FORMED THUS:



The following diagram shows the positions of the two's and couples on the floor. The head of the hall should be where the music is. Sometimes it is not. In cases where the change is, called first couple lead to the right, next couple lead to the right, and the first couple would be the one at the head of the hall, second the one to the right of the first, third opposite the first, fourth the remaining. In all other calls the couples are

same as down on the diagram. In calling two's, the first two would be the first lady in first couple and opposite gent; next two, the gent in first couple and opposite lady; next two, lady in right hand couple from first, and opposite gent; last two, remaining two.



PORTLAND FANCY.

Form four couples in a set, same as a plain quadrille is formed. Start music.

Wait (8); then call First four right and left (8); Promenade (8); Ladies' chain (8); Promenade (8); Sides right and left

(8); Promenade (8); Ladies' chain (8); ~~Promenade~~ (8); First four lead to the right (4); Chasse out and form lines (4); All forward and back (4); Ladies cross over to partners (4); Stop music; then say immediately, please form for the Portland Fancy, and when the floor manager notifies you that he is ready, call the following changes.

Portland Fancy. Eight hands around. Start music. (8); Right and left (8); Ladies chain (8); All forward and back (4); Pass through (4); Repeat these changes a number of times. Then call, All balance partners (4); Turn partners (4); All promenade around the hall (8); stop music.

(Have lively music and wind up with a jig or reel. The best plan is to prompt all the way through to the finish. It will prevent the dancers from getting mixed up on the floor.)

PLAIN QUADRILLE.

No. 1. Wait (8); First four right and left (8); Promenade (8); Ladies' chain (8); Promenade (8); Sides right and left (8); Promenade (8); Ladies' chain (8); Promenade (8); Ladies' grand chain (8); All balance partner (4); Turn partner (4).

No. 2. Wait (8); First four forward and back (4); Four hands around (4); Two ladies' in the centre (4); All hands around the ladies (8); All turn partners (4); Sides forward and back (4); Four hands around (4); Two ladies in the centre (4); All hands around the ladies (8); All turn partners (4); First four forward and back (4); Two gents swing in the centre (4); All hands around the gents (8); All promenade (8); Sides forward and back (4); Two gents swing in the centre (4); All

hands around the gents (8); All promenade (8).

No. 3. Wait (8); First four lead to the right (4); Four hands around (4); Right and left (8); Ladies' chain (8); All forward and back (4); Turn partners to places (4); Grand right and left (16); Sides lead to the right (4); Four hands around (4); Right and left (8); Ladies' chain (8); All forward and back (4); Turn partners to places (4).

(If there is a coda strain in No. 3 the last time through finish on coda strain.)

No. 5. All hands around (8); Other way (8); Grand right and left (16); Four ladies cross right hands half around (4); Left hand back (4); Right hand to partner and balance (4); Turn partners (4); Ladies' grand chain (8); All balance partners (4); Turn partners (4); Four gents cross right hand half around (4); Left hand back (4); Right hand to partner and balance (4); Turn partners (4); Gent's grand chain (8); All balance partners (4); Turn partners (4); All join hands forward (4); Forward and address (4); All promenade around the hall (8).

PLAIN QUADRILLE.

No. 1. Wait (8); First four right and left (8); Promenade (8); Ladies' chain (8); Promenade (8); Sides right and left (8); Promenade (8); Ladies' chain (8); Promenade (8); All hands around (8); Other way to places (8).

No. 2. Wait (8); First lady balance to right hand gent (4); Turn next gent (4); Balance to next gent (4); Turn partner in the centre (4); All hands around that couple (8);

Next lady the same (24); Next lady the same (24); Last lady the same (24).

No. 3. Wait (8); First couple lead to the right (4); Four hands around (4); Right and left with next couple (8); Ladies' chain with next couple (8); All join hands forward and back (4); Turn partner (4); Next couple the same (32); Next couple the same (32); Next couple the same (32); Last couple the same (32).

(Finish on coda strain.)

No. 4. Wait (8); All balance partners (4); Turn partners (4); Grand right and left (16); Every lady balance to right hand gent (4); Turn that gent (4); All promenade with the same (8); Every lady balance to right hand gent (4); Turn the same (4); Promenade with same (8); Every lady balance to right hand gent (4); Turn the same (4); Promenade with same (8); All balance partners (4); Turn partners (4); Promenade with same (8); All hands around (8); Other way (8); Grand right and left (16); All join hands forward and back (4); And turn partner (4); All promenade around the hall (8).

PLAIN QUADRILLE.

No. 1. Wait (8); First four right and left (8); Promenade (8); Ladies' chain (8); Promenade (8); Sides right and left (8); Promenade (8); Ladies' chain (8); Promenade (8); First four half right and left (4); Sides half right and left (4); All balance (4); Promenade to places (4).

No. 2. Wait (8); First four forward and back (4);

Ladies cross over (4); Chasse (4); Cross back (4); All join hands forward and back (4); Turn partners (4); Sides forward and back (4); Ladies cross over (4); Chasse (4) Cross back (4); All join hands forward and back (4); Turn partners (4); First four forward and back (4); Gents cross over (4); Chasse (4); Cross back (4); All promenade (8); Sides forward and back (4); Gents cross over (4); Chasse (4); Cross back (4); All promenade (8).

No. 3. Wait (8); First four lead to the right (4); Chasse out and form lines (4); Right and left as you are (8); Ladies' chain (8); All join hands forward and back (4); Turn partners to places (4); Grand right and left half around (8); All promenade to places (8); Sides lead to the right (4); Chasse out and form lines (4); Right and left as you are (8); Ladies' chain (8); All join hands forward and back (4); Turn partners to places (4); All balance corners (4); Turn partners (4); All promenade (8).

No. 5. All hands around to the left (8); Other way (8); Grand right and left (16); All the ladies forward in the centre (4); Gents four hands around the outside (4); Form a basket (4); All balance (4); All hands around (8); Other way (8); Ladies' grand chain (8); All balance corners (4); Turn partners (4); Grand right and left (16); Four gents forward in the centre (4); Ladies four hands around outside (4); Form a basket (4); All balance (4); All hands around (8); Other way (8); All join hands forward and back (4); Forward address (4); All promenade around the hall (8).

PLAIN QUADRILLE.

No. 1. Wait (8); First four right and left (8); Sides right and left (8); Four ladies' grand chain (8); All promenade (8); Four gents grand chain (8); All promenade (8); Grand right and left (16); All balance partners (4); Turn partners (4); All promenade (8).

No. 2. Wait (8); First lady turn right hand gent with right hand (4); Next gent with left hand (4); Next gent with right hand (4); In the centre with partner (4); Six hands around that couple (8); Next lady the same (24); Next lady the same (24); Last lady the same (24).

No. 3. Wait (8); First two give right hands across (4); Left hand back (4); Balance in line (4); Half promenade (4); Ladies' chain (8); Forward (4); Right and left to places (4); Next two the same (32); Next two the same (32); Last two the same (32); All join hands forward and back (4); Turn partners (4); All promenade (8).

No. 5. Wait (8); All balance corners (4); Turn (wait a bar) partners (4); Grand right and left (16); Four ladies join right hands across (4); Four gents join right hands across (4); All hands around as you are (8); All cross left hands back other way (8); All balance partners (4); Turn partners (4); Four ladies cross both hands (4); Four gents cross both hands (4); All hands around (8); Other way (8); All balance partners (4); Turn partners (4); Grand right and left half around (8); All promenade around the hall (8).

PLAIN QUADRILLE.

No. 1. Wait (8); First four right and left (8); Promen-

ade (8); Ladies' chain (8); Promenade (8); Sides right and left (8); Promenade (8); Ladies' chain (8); Promenade (8); Ladies' grand chain (8); All balance partners (4); Turn partners (4).

No. 2. Wait (8); First four forward and back (4); Ladies cross over (4); Chasse (4), Cross back (4); All promenade (8); Grand right and left (16); All balance corners (4); Turn partners (4), Sides forward and back (4); Ladies cross over (4); Chasse (4); Cross back (4); All promenade (8); All chasse across (8); All balance partners (4); Turn partners (4); All promenade (8).

No. 3. Wait (8); First couple forward and back (4); Lady cross over (4); Forward and back three (4); Four hands half around (4); Ladies' chain (8); All forward and back (4); Right and left to places (4); Next couple the same (32); Next couple the same (32); Last couple the same (32); All hands around (8); Other way (8).

No. 5. Wait (8); First lady lead to the right (4); Three hands around (4); Three lead to next couple, five hands around (8); Five lead to the next couple, seven hands around (gent in the centre) (8); All balance partners (4); Turn partners (4); Next lady the same (32); Next lady the same (32); Last lady the same (32); All promenade around the hall (8).

PLAIN QUADRILLE.

No. 1. Wait (8); Right and left sides (8); First four right and left (8); Ladies' grand chain (8); All promenade (8); Grand right and left (16); All balance corners (4); Turn

partners (4), All promenade (8).

No. 2. Wait (8); First four forward (4); Four hands around (4); All balance partners (4); Turn partners (4); All promenade (8); Grand right and left (16); All join hands forward and back (4); All turn partners (4); Sides forward (4); Four hands around (4); All balance partners (4); Turn partners (4); All promenade (8).

No. 3. Wait (8); First two forward, give right hands (4); Swing between sides (4); Forward six (4); Same two cross over (4); Outside two in the centre (4); All hands around that couple (8); All turn partners (4); Next two the same (32); Next two the same (32); Last two the same (32), All join hands, forward and back (4); Turn partners (4); All promenade (8).

No. 5. First couple lead to the right (4); Four hands around (4); Four lead to the next couple, six hands around (8); Six lead to the next couple, eight hands around (8); All promenade (8); Next couple the same (32); Next couple the same (32); Last couple the same (32); All promenade around the hall (8).

PLAIN QUADRILLE.

No. 1. Wait (8); First four right and left (8); Promenade (8); Ladies' chain (8); Sides right and left (8); Promenade (8); Ladies' chain (8); Promenade (8); Ladies' grand chain (8); All promenade (8).

No. 2. Wait (8); First two forward and back (4); Ladies' cross over (4); Chasse (4); Ladies' cross back (4);

All balance corners (4); Turn partners (4); Next two forward and back (4); Ladies cross over (4); Chasse (4); Cross back (4); All promenade (8); Next two forward and back (4); Ladies cross over (4); Chasse (4); Cross back (4); All balance corners (4); Turn partners (4); Last two forward and back (4); Ladies cross over (4); Chasse (4); Cross back (4); All promenade (8).

No. 3. Wait (8); First four lead to the right (4); Four hands around (4); Lead to the left (4); Four hands around (4); Right and left (8); Ladies' chain (8); All hands around (8); The other way (8); Sides lead to the right (4); Four hands around (4); Lead to the left (4); Four hands around (4); Right and left (8); Ladies' chain (8); All promenade (8).

No. 5. Eight hands around (8); Other way (8); Grand right and left (16); Ladies' grand chain (8); All promenade (8); Gents' grand chain (8); All promenade the other way (8); All forward and turn the opposite quick (8); Turn partners lively (8); Grand right and left (16); All forward and back (4); Forward again and make a long bow (4); All promenade around the hall (8).

PLAIN QUADRILLE.

No. 1. Wait (8); First four right and left (8); Promenade (8); Ladies' chain (8); Promenade (8); Sides right and left (8); Promenade (8); Ladies' chain (8); Promenade (8); All balance corners (8); Turn corners (4); Promenade with corners (8).

No. 2. Wait (8); First two forward and back (4); Forward and swing in the centre (4); All hands around that couple (8); Balance partners (4); Turn partners (4); Next two forward and back (4); Forward and swing in the centre (4); All hands around that couple (8); All promenade (8); Next two forward and back (4); Swing in the centre (4); All around (8); Balance partners (4); Turn partners (4); Last two forward and back (4); Swing in the centre (4); All around (8); All promenade (8).

No. 3. Wait (8); First two forward (4); Swing between side couples (4); Three hands around (4); Forward and back six (4); Same two cross over (4); Three hands around (4); Outside two in the centre, six hands around (8); Next two the same (32); Next two forward (4); Swing between first four (4); Three hands around (4); Forward and back six (4); Same two cross over (4); Three hands around (8); Outside two in the centre, six hands around (8); Last two the same (32).

No. 5. Wait (8); All balance corners (4); Turn partners (4); Grand right and left (16); First lady lead to right hand couple (4); Three hands around (4); Two ladies lead to next couple, four hands around (8); Three ladies lead to next couple, five hands around (8); All turn partners quick (8); All promenade (8); Next lady the same (40); Next lady the same (40); Last lady the same (40); All turn corners, Partners (8); Grand right and left (16); All join hands, forward and back (4); Forward and salute (4); All promenade around the hall (8).

PLAIN QUADRILLE.

No. 1. Wait (8); First four right and left (8); Promenade (8); Sides right and left (8); Promenade (8); All hands around (8); All balance corners (4); Turn partners (4); All Promenade (8); Grand right and left (16); All balance partners (4); Turn partners lively (4); All promenade (8).

No. 2. Wait (8); First four forward and back (4); Ladies turn in the centre (4); All hands around the ladies (8); All promenade (8); Sides the same (24); First four forward and back (4); Gents swing in the centre (4); All hands around the gents (8); All balance corners (4); Turn partners (4); Sides the same (24).

No. 3. Wait (8); First couple forward and back (4); Lady cross over (4); Forward and back three (4); Lady cross back (4); Four hands half around (4); Right and left to places (4); All promenade (8); Next couple the same (32); Next couple the same (32); Last couple the same (32).

No. 5. Wait (8); All join hands, forward and back (4); Every lady pass to the right hand gent (4); Balance (4); Swing (4); Promenade with same (8); All hands around as you are (8); All join hands forward, Every lady, etc. (32), All join hands forward, Every lady, etc. (32); All join hands forward, Ladies pass to partners, etc. (32); All promenade around the hall (8).

PLAIN QUADRILLE.

No. 1. Wait (8), First four right and left (8); Ladies' chain (8); Promenade (8); Sides right and left (8); Promenade (8);

nade (8); Ladies' chain (8); Promenade (8); All balance to corners (4); Turn partners (4); All promenade (8).

No. 2. Wait (8); First four forward and back (4); Half right and left (4); Ladies' chain (8); Forward and back four (4); Four hands around to places (4); First four lead to the right (4); Four hands around to places (4); All balance corners (4); Turn partners (4); All promenade (8); Sides forward and back (4); Half right and left (4); Ladies' chain (8); Forward and back four (4); Four hands around to places (4); Sides lead to the right (4); Four hands around to places (4); All balance corners (4); Turn partners (4); All promenade (8).

No. 3. Wait (8); First four lead to the right (4); Chasse out and form lines (4); Ladies' half chain across (4); Half chain in line (4); Half chain across (4); Half chain in line (4); All forward and back (4); All turn partners (4); Sides the same (32); All balance corners (4); Turn partners (4); All promenade (8).

No. 5. Wait (8); Four ladies cross right hand half around (4); Left hand back (4); Right hand to partner and balance (4); Turn partners (4); All join hands, forward and back (4); Turn corners (4); Grand right and left half around (8); Now all join hands, forward (4); Turn corners (4); Grand right and left to places (8); All promenade (8); Four gents cross right hands half around (4); Left hand back (4); Right hand to partner and balance (4); Turn partners (4); All join hands, forward and back (4); Turn corners (4); Grand right and left half around (8); All join hands, forward again (4); Turn corners (4); Grand right and left to places

(8); All promenade (8); Ladies' grand chain (8); All balance partners (4); All turn partners (4); All promenade around the hall (8).

PLAIN QUADRILLE.

No. 1. Wait (8); First four forward and back (4); Four hands half around (4); All balance corners (4); Turn partners (4); Ladies' grand chain (8); First four forward and back (4); Half right and left to places (4); Sides forward and back (4); Four hands half around (4); All balance corners (4); Turn partners (4); Ladies' grand chain (8); Sides forward and back (4); Half right and left to places (4).

No. 2. Wait (8); First four forward and back (4); Forward and ladies cross over (4); Balance to that gent (4); Ladies' half chain (4); Forward four (4); Four hands around to places (4); Then the sides the same (24); First four forward and back (4); Forward and the gent cross over (4); Balance to that lady (4); Turn the same (4); Forward four (4); Turn partners to places (4); Then the sides the same (24).

No. 3. Wait (8); First four lead to the right (4); Chasse out and form lines (4); Chasse by couples (4); Ladies' half chain (4); Chasse by couples (4); Ladies' half chain (4); Forward and back (4); Turn partners to places (4); All promenade (8); Sides lead to the right (4); Chasse out and form lines (4); Chasse by couples (4); Ladies' half chain (4); Chasse by couples (4); Ladies' half chain (4); Forward and back (4); Turn partners to places (4); All promenade (8).

No. 5. Wait (8); Eight hand around (8); Ladies' grand

chain (8); All chasse across (8); Four ladies cross right hands half around (4); Left hand back (4); Right hand to partner and balance (4); Turn partners (4); Grand right and left (16); Four gents cross, right hands half around (4); Left hands back (4); Right hand to partners and balance (4); Turn partners (4); All join hands, forward and back (4) Turn corners lively (4); Ladies' grand chain (8); All balance corners (4); Turn partners (4); All promenade around the hall.

PLAIN QUADRILLE.

No. 1. Wait (8); Turn corners (4); Turn partners (4); Eight hands around (8); First four right and left (8); Sides right and left (8); Ladies' grand chain (8); All forward and back (4); Turn partners to places (4); Grand right and left half around (8); Promenade to places (8).

No. 2. Wait (8); First four forward and back (4); Half right and left (4); Right and left with right hand couple (8); Ladies' chain with left hand couple (8); First four forward and back (4); Right and left to places (4); Sides the same, All promenade (8).

No. 3. Wait (8); First couple forward and back (4); Ladies cross over (4); Forward and back, three and one (4); Two ladies cross over (4); Forward and back, three and one (4); Four hands half around (4); Ladies' chain (8); Forward and back (4); Half right and left to places (4); Next couple the same (40); Next couple the same (40); Last couple the same (40); All balance partners (4); Turn partners (4); All promenade (8).

No. 5. Wait (8); All hands around to the right (8); Grand right and left (16); First couple lead to the right (4); Four hands around (4); Cross right hand half around with next couple (4); Left hand back (4); Lead to next couple (4); Four hands around (4); All balance partners (4); Turn partners (4); Next couple the same (32); Next couple the same (32); Last couple the same (32); Grand right and left half around (8); All promenade around the hall (8).

PLAIN QUADRILLE.

No. 1. Wait (8); First four right and left (8); Promenade (8); Ladies' chain (8); Promenade (8); Grand right and left (16); All balance partners (4); Turn partners (4); All promenade (8); Sides right and left (8); Promenade (8); Ladies' chain (8); Promenade (8); Ladies' grand chain (8); Gents' grand chain (8); All hands around (8); Other way to places (8).

No. 2. Wait (8); First gent balance to right hand lady (4); Swing next lady in the centre (4); All hands around that couple (8); All promenade (8); Next gent the same (24); Next gent the same (24); Last gent the same (24).

No. 3. Wait (8); First four lead to the right (4); Chasse out and form lines (4); All right and left (8); Ladies' chain (8); All forward and back (4); Turn partners (4); Grand right and left (16); Sides lead to the right (4); Chasse out and form lines (4); Right and left (8); Ladies' chain (8); All forward and back (4); Turn partners to places (4).

No. 5. Wait (8); All join hands, forward and back (4);

Eight hands half around (4); Balance there (4); Promenade back to places (4); All forward and back (4); Leave ladies in the centre (4); Gents four hands around (4); Form a basket (4); All hands around (8); All balance partners (4); And turn partners (4); All join hands, forward and back (4); Eight hands half around (4); All balance there (4); Promenade back to places (4); All forward and back (4); Leave gents in the centre (4); Ladies four hands around (4); Form a basket (4); Eight hands around (8); All promenade around the hall (8).

PLAIN QUADRILLE.

No. 1. Wait (8); First four cross right hand half around (4); Left hand back (4); Balance (4); Turn (4); Ladies' chain (8); Half promenade (4); Right and left to places (4); Sides cross, right hand half around (4); Left hand back (4); Balance (4); Turn (4); Ladies' chain (8); Half promenade (4); Right and left to places (4); Grand right and left half around (8), Promenade to places (4); All turn partners (4).

No. 2. Wait (8); First four forward and back (4); Leave ladies in the centre (4); Gents swing four hands around (4); Turn partners to places (4); All promenade (8); Sides forward and back (4); Leave ladies in the centre (4); Gents swing four hands around (4); Turn partners (4); Eight hands around (8); First four forward and back (4); Leave gents in the centre (4); Ladies swing four hands around (4); Turn partners (4); Balance to corners (4); Turn partners (4); Sides forward and back (4); Leave gents in the centre (4);

Ladies swing four hands around (4); Turn partners (4); All promenade (8).

No. 3. Wait (8); First two give right hands and cross over (4); Left hands back (4); Balance four (4); Half promenade (4); Ladies' chain (8); Forward and back (4); Half right and left to places (4); Next two the same (32); Next two the same (32); Last two the same (32); Grand right and left half around (8); All promenade to places (8).

No. 5. Wait (8); First four forward and back (4); Two ladies give right hands, swing between side couples (4); Forward and back six (4); Two ladies cross over (4); Six hands around (8); All balance corners (4); Turn partners (4); Sides forward and back (4); Two ladies give right hands, swing between first four (4); Forward and back six (4); Two ladies cross over (4); Six hands around (8); All balance corners (4); Turn partners (4); Grand right and left (16); First four forward and back (4); Two gents give right hands, swing between side couples (4); Forward and back six (4); Two gents cross over (4); Six hands around (8); All promenade (8); Sides forward and back (4); Two gents give right hands, swing between first four (4); Forward and back six (4); Two gents cross over (4); Six hands around (8); All promenade (8); Grand right and left (16); All join hands, forward and back (4); Forward again and address (4); All promenade around the hall (8).

PLAIN QUADRILLE.

No. 1. Wait (8); First four right and left (8); Prome-

nade (8); Sides right and left (8); Promenade (8); Grand right and left (16); All hands around (8); Other way (8).

No. 2. Wait (8); First two forward and back (4); Cross over (4); First two on the sides forward and back (4); Cross over (4); Four ladies four hands around (4); Gents four hands around (8); All join hands as you are, all hands around (8); All forward and turn partners to places quick (8); Four ladies' grand chain (8); All balance partners (8); Turn partners (4); All promenade (8); Next two forward and back (4); Cross over (4); Last two forward and back (4); Cross over (4); Four ladies right and left and four gents right and left (8); Four gents' grand chain (8); Grand right and left (16); All forward and back (4); Turn partners (4).

No. 3. Wait (8); First four forward and back (4); Half right and left (4); Lead to the right (4); Chasse out (4); Right and left (8); Four ladies forward and back (4); Cross over to partners (4); All balance corners (4); Turn partners (4); Grand right and left (16); Sides forward and back (4); Half right and left (4); Lead to the right (4); Chasse out (4); Right and left (8); Four ladies forward and back (4); Cross over to partners (4); All balance corners (4); Turn partners (4); Grand right and left (16).

No. 5. Wait (8); All hands around (8); Other way (8); Grand right and left (16); Every lady balance to right hand gent (4); Turn the same (4); Promenade with the same (8); Ladies all balance to right hand gent (4); Turn the same (4); Promenade with same (8); Ladies all balance to right hand gent (4); Turn the same (4); Promenade with the same (8);

All balance partners (4); Turn partners (4); All promenade (8); Four ladies in the centre, face out and join hands (4); Gents face out and join hands (4); Form a basket (4); All balance (4); All hands around (8); Other way (8); Every lady balance to corners (4); Turn gent behind you (4); All promenade around the hall (8).

CALEDONIAN QUADRILLE.

No. 1. Wait (8); First four cross right hands half around (4); Left hand back (4); Promenade four (8); Ladies' chain (8); Promenade four (8); Sides cross right hands half around (4); Left hand back (4); Promenade sides (8); Ladies' chain (8); Promenade sides (8); Ladies' grand chain (8); All promenade (8).

No. 2. Wait (8); All join hands, forward and back (4); Forward and address (4); Every lady balance to right hand gent (4); Turn the same (4); Promenade with the same (8); All join hands, forward and back (4); Forward and address (4); Ladies balance to right hand gent (4); Turn the same (4); Promenade with the same (8); All join hands, forward and back (4); Forward and address (4); Ladies all balance to right hand gent (4); Turn the same (4); Promenade with the same (8); All join hands forward and back (4); Forward and address (4); Ladies balance to partners (4); Turn the same (4); Promenade with the same (8).

No. 3. Wait (8); First couple lead to the right (4); Four hands around (4); Cross, right hands half around with next couple (4); Left hand back (4); Ladies' chain with next

couple (8); All forward and back (4); Forward again and address (4); Next couple the same (32); Next couple the same (32); Last couple the same (32); Ladies' grand chain (8); All promenade (8).

No. 5. Wait (8); All join hands, forward and back (4); Turn partners (4); First couple promenade inside the set (8); Grand right and left (16); Four ladies forward and address (4); Four gents forward and address (4); All join hands, forward and back (4); Turn partners (4); Next couple promenade inside (8); Grand right and left (16); Ladies forward and address (4); Gents forward and address (4); All join hands, forward and back (4); Turn partners (4); Next couple promenade inside (8); Grand right and left (16); Ladies forward and address (4); Gents forward and address (4); All join hands, forward and back (4); Turn partners (4); Last couple promenade inside (8); Grand right and left (16); Ladies forward and address (4); Gents forward and address (4); All promenade around the hall (8).

LANCERS QUADRILLE.

No. 1. Wait (8); First four forward and back (4); Turn the opposite (4); First couple chasse (8); All balance partners (4); Turn partners (4); Sides forward and back (4); Turn the opposite (4); Next couple chasse (8); All balance partners (4); Turn partners (4); First four forward and back (4); Four hands around (4); Next couple chasse (8); All balance corners (4); Turn partners (4); Sides forward and back (4); Four hands around (4); Last couple chasse (8); All balance corners (4); Turn partners (4).

No. 2. Wait (8); First four forward and back (4); Ladies cross over (4); Chasse (4); Cross back (4); All join hands, forward and back (4); Turn partners (4); Sides forward and back (4); Ladies cross over (4); Chasse (4); Cross back (4); All join hands, forward and back (4); Turn partners (4); First four forward and back (4); Gents cross over (4); Chasse (4); Cross back (4); All join hands, forward and back (4); Turn partners (4); Sides forward and back (4); Gents cross over (4); Chasse (4); Cross back (4); All join hands, forward and back (4); Turn partners (4).

No. 3. Wait (8); First four forward and back (4); Forward and address (to hold); Ladies' chain (8); Sides forward and back (4); Forward and address (to hold); Ladies' chain (8); All join hands, forward and back (4); Forward and address (to hold); Ladies' grand chain (8); All join hands, forward and back (4); Forward and address (to hold); Gents' grand chain (8).

No. 4. Wait (8); First four lead to the right and address (4); Lead to the opposite and address (4); Address partners in places (4); First four right and left (8); Sides lead to the right and address (4); Lead to the opposite and address (4); Address partners in places (4); First four lead to the left and address (4); Lead to the opposite and address (4); Address partners in places (4); All turn corners with right hands (4); Turn partners with left hands (4); Sides lead to the left and address (4); Lead to the opposite and address (4); Address partners in places (4); All turn corners with left hands (4); Partners with right hands (4).

No. 5. All address partners (start music and play the hold); Grand right and left (start music, 16); First couple face out, other couples face in line (8); Chasse (8); March (8); All forward and back (4); Turn partners to places (4); Grand square, first four forward, sides separate (8); Sides forward, first four separate (8); Next couple face out, other couples face in line (8); Chasse (8); March (8); All forward and back (4); Turn partners (4); Grand right and left (16); Next couple face out, other couples face in line (8); Chasse (8); March (8); All forward and back (4); Turn partners (4); Grand square, sides forward, first four separate (8); First four forward, sides separate (8); Last couple face out, other couples face in line (8); Chasse (8); March (8); All forward and back (4); Turn partners (4); Grand right and left half around (8); All promenade around the hall (8).

LANCERS QUADRILLE.

The changes of a Lancers as prompted in San Francisco, Cal., showing a little different style in calling. Sent us by the celebrated Blum's Orchestra of that city.

No. 1. Wait (8); First four forward and back (4); Forward and swing the opposite lady (4); Down the centre (4); Then return (4); Turn the corner lady (4); Turn your partners (4); Sides forward and back (4); Forward and swing the opposite lady (4); Down the centre (4); Then return (4); Turn the corner lady (4); Turn your partners (4); Repeat first four, etc. (24); Repeat the sides, etc. (24).

No. 2. Wait (8); First four forward and back (4); For-

ward again, ladies in the centre facing you (4); Chasse (4); Ladies to places, sides separating and joining the first four (4); All forward and back (4); Swing your partner (4); Side couples forward and back (4); Forward, ladies in the centre facing you (4); Chasse (4); Ladies to places, first four separating and joining the sides (4); All forward and back (4); Swing your partners (4); Repeat with the first four, etc. (24); Repeat with the sides, etc. (24).

No. 3. Wait (8); First four forward and back (4); Forward again and salute (4); Ladies' chain (8); Side couples forward and back (4); Forward again and Salute (4); Ladies' chain (8); All join hands, forward and back (4); Forward again and salute (4); Ladies' grand chain (8); All join hands, forward and back (4); Forward again and salute (4); Gents' grand chain (8).

No. 4. Wait (8); First four lead to the right and salute (4); Lead to the left and salute (4); Salute in places (4); First four right and left (8); Side four lead to the right and salute (4); Lead to the left and salute (4); Salute in places (4); Side four right and left (8); First four lead to the left and salute (4); Lead to the right and salute (4); Salute in places (4); Right and left (8); Side four lead to the left and salute (4); Lead to the right and salute (4); Salute in places (4); Right and left (8).

No. 5. Salute partners (play chord); Grand right and left (16); Face out (8); Chasse (8); March (8); All forward and back (4); Forward again and take lady to place (4); Grand right and left (16); Face out (8); Chasse (8); March

(8); All forward and back (4); Forward again and take lady to place (4); Grand right and left (16); Face out (8); Chasse (8); March (8); All forward and back (4); Forward again and take lady to place (4); Grand right and left (16); Face out (8); Chasse (8); March (8); All forward and back (4); Forward again and take lady to place (4); Grand right and left half around (8); All promenade the hall (8).

SARATOGA LANCERS.

Address corners and centre of set (8); Heads forward with sides to right and turn the opposite (8); Heads chasse through the sides and return outside (8); All forward and back with corners and turn (8); Sides forward with the heads to right and turn the opposite (8); Sides chasse through the heads and return outside (8); All forward with corners and turn (8); Repeat with heads (24); Repeat with sides (24).

No. 2. Wait (8); Heads forward and back with sides to right, forward and leave ladies in centre facing partners (8); All chasse (4); Cross to places (4); All join hands, forward and back (4); Turn partners (4); Sides forward and back with sides to right, forward and leave ladies in centre facing partners (8); All chasse (4); Cross to places (4); All join hands, forward and back (4); Turn partners (4); Repeat with heads (24); Repeat with sides (24).

No. 3. Wait (8); Heads forward with ladies to right and back (4); Forward and address (4); Ladies' chain (8); Sides forward with ladies to right and back (4); Forward and address (4); Ladies' chain (8); Repeat with heads (16); Repeat with sides (16).

No. 4. Wait (8); Heads lead to sides and address (4); Exchange partners, lead to the left and address (4); Exchange partners, lead to heads and places (4); Heads right and left with sides to right (8); Sides lead to the right and address (4); Exchange partners, lead to the left and address (4); Exchange and take your own partner to place (4); Sides right and left with heads to right (8); Repeat with the heads (20); Repeat with the sides (20).

No. 5. Address (play chord); Grand right and left half around (8); Extend right hand to partner, swing half around and grand right and left to place (8); First couple face up the hall, other couples fall in the rear (8); All chasse (8); March down the centre and up the outside, forward in two lines and turn to places (8); Repeat with Grand right and left, Second couple, Third couple, and Last couple.

WALTZ LANCERS.

(Form the same as for Plain Lancers.)

Wait (8); All waltz (16); First four forward and back (4); Give right hands to the opposite and turn once around (4); First four waltz inside (8); Sides forward and back (4); Give right hands to the opposite and turn once around (4); Sides waltz inside (8); All waltz (16); All join hands, forward and back (4); Forward again and address (4); All waltz (8); All join hands, forward and back (4); Forward again and address (4); All waltz (16); Grand right and left half around (8); All waltz to places (8); First couple waltz inside (8); Face out, other couples face in line and all face partners (8);

First couple waltz through the centre and back (16); All forward and waltz with partners to places (8); Grand right and left half around (8); Waltz to places (8); Second couple face out, etc., all face partners (16); Second couple waltz through the centre and back (16); All forward and waltz with partners to places (8); Grand right and left half around (8); All waltz to places (8); Third couple face out, etc. and all face partners (16); Third couple waltz through the centre and back (16); All forward and waltz with partners to places (8); Grand right and left half around (8); All waltz to places (8); Last couple waltz inside and face out (8); All face partners (8); Fourth couple waltz through the centre and back (16); All forward and waltz with partners to places (8); All join hands, forward and back (4); All forward again and address (very gracefully 4); All waltz around the hall (32).

There are several Waltz Lancers published with printed changes given, which are somewhat different from the above. For these changes here use any waltz and do not stop playing between numbers.

POLKA QUADRILLE.

(Form the same as for Plain Quadrille.)

Wait (8); All polka inside the set (16); First four forward and back (4); Four hands around (4); First couple polka inside (16); Sides forward and back (4); Four hands around (4); Second couple polka inside (16); First four forward and back (4); Four hands around (4); Third couple polka inside (16); Sides forward and back (4); Four hands around (4);

Fourth couple polka inside (16); Grand right and left half around (8); All polka around the hall.

SCHOTTISCHE QUADRILLE.

(Form the same as for Plain Quadrille.)

Wait (8); All schottische (16); Ladies' half grand chain (4); All schottische with that gent (12); Ladies' half grand chain (4); All schottische with partners (16); Gents' half grand chain (4); All schottische with that lady (12); Gents' half grand chain (4); All schottische with partners (16); All join hands, forward and back (4); Forward and address (4); All schottische around the hall.

GALOP QUADRILLE.

(Form the same as for Plain Quadrille.)

Wait (8); First four forward and back (4); Ladies' cross over (4); Galop inside with that gent (16); First four forward and back (4); Ladies cross back (4); Grand right and left half around (8); All galop (16); Sides forward and back (4); Ladies cross over (4); Galop inside with that gent (16); First four forward and back (4); Ladies cross back (4); Grand right and left half around (8); All polka around the hall.

WALTZ QUADRILLE.

Wait (8); All join hands, forward and back (4); Forward and all address (4); Grand right and left half around (8); All waltz to places (8); All join hands, forward and back (4);

Ladies all pass to the right hand gent (4); All waltz (16); All join hands, forward and back (4); Ladies all pass to right hand gent (4); All waltz (16); All join hands, forward and back (4); Ladies all pass to right hand gent (4); All waltz (16); All join hands, forward and back (4); Ladies pass to partners and waltz (16); All join hands, forward and back (4); Forward and address (4); Grand right and left half around (8); All waltz around the hall.

FANCY MEDLEY.

(Form the same as for Plain Quadrille.)

FIRST NUMBER—GALOP.

Wait (8); All galop (16); First couple galop inside (16); Next couple galop inside (16); Next couple galop inside (16); Last couple galop inside (16); All hands around (8); All galop to places.

SECOND NUMBER—SCHOTTISCHE.

Wait (8); All schottische (16); First four schottische inside (8); Grand right and left half around (8); All schottische to places (8); Sides schottische inside (8); Grand right and left half around (8); All schottische to places (8); All join hands, forward and back (4); All schottische to places.

THIRD NUMBER—POLKA.

Wait (8); All polka (16); First four forward and back (4); Ladies cross over (4); Polka inside with that gent (8); Forward and back four (4); Ladies cross back (4); All polka

inside (16); Sides forward and back (4); Ladies cross over (4); Polka inside with that gent (8); Forward and back sides (4); Ladies cross back (4); All polka to places.

FOURTH NUMBER—WALTZ.

All waltz inside (16); All join hands, forward and back (4); Ladies pass to right hand gent (4); Waltz with that gent (8); All join hands, forward and back (4); Ladies pass to right hand gent (4); Waltz with that gent (8); All join hands, forward and back (4); Ladies pass to right hand gent (4); Waltz with that gent (8); All join hands, forward and back (4); Ladies pass to partners (4); All waltz around the hall.

THE GERMAN.

GRAND RIGHT AND LEFT FIGURE.

(Have a whistle for signal.) Play either a Polka, Schottische, Galop or Waltz. Explain before starting the music that when the signal is given (by blowing whistle), All will join hands and form a large circle around the hall; (next signal), Grand right and left; (next signal), All dance with the partner opposite you; (next signal), All form a circle around the hall.

After explaining the above to the dancers, start playing a waltz and play (32), (give signal) and say All form a large circle around the hall (do not stop playing). After the circle is formed (give signal) and say Grand right and left (16); (give signal) and say All waltz with that lady (32); (give sig-

nal) which means to form a circle again. Vary the number of measures for the Grand right and left and also while they are waltzing. Keep them guessing as to who they are going to dance with. Stop music after going through the figures five or six times.

NINE-PIN QUADRILLE.

Play a jig or reel. (Form the same as for a Plain Quadrille, and have a gent in each set to act as nine-pin. All the changes can be used; the principal object being to mix them up and make a lot of fun.)

Before playing call All balance to the nine-pin (4); Turn partners quick (4); Promenade with partners (8); All hands around lively (8); Other way (8); Grand right and left half around (8); Promenade to places (8); All balance corners (4); Turn corners (4); Promenade with partners quick (8); All hands around (8); First lady balance to the nine-pin (4); Turn the nine-pin (4); Promenade with the same (8); Next lady balance to the nine-pin (4); Turn the nine-pin (4); Promenade with the same (8); Next lady balance to the nine-pin (4); Turn the nine-pin (4); Promenade with the same (8); Last lady balance to the nine-pin (4); Turn the nine-pin (4); Promenade with the same (8); All promenade around the hall as you are (8).

EIGHT HAND REEL.

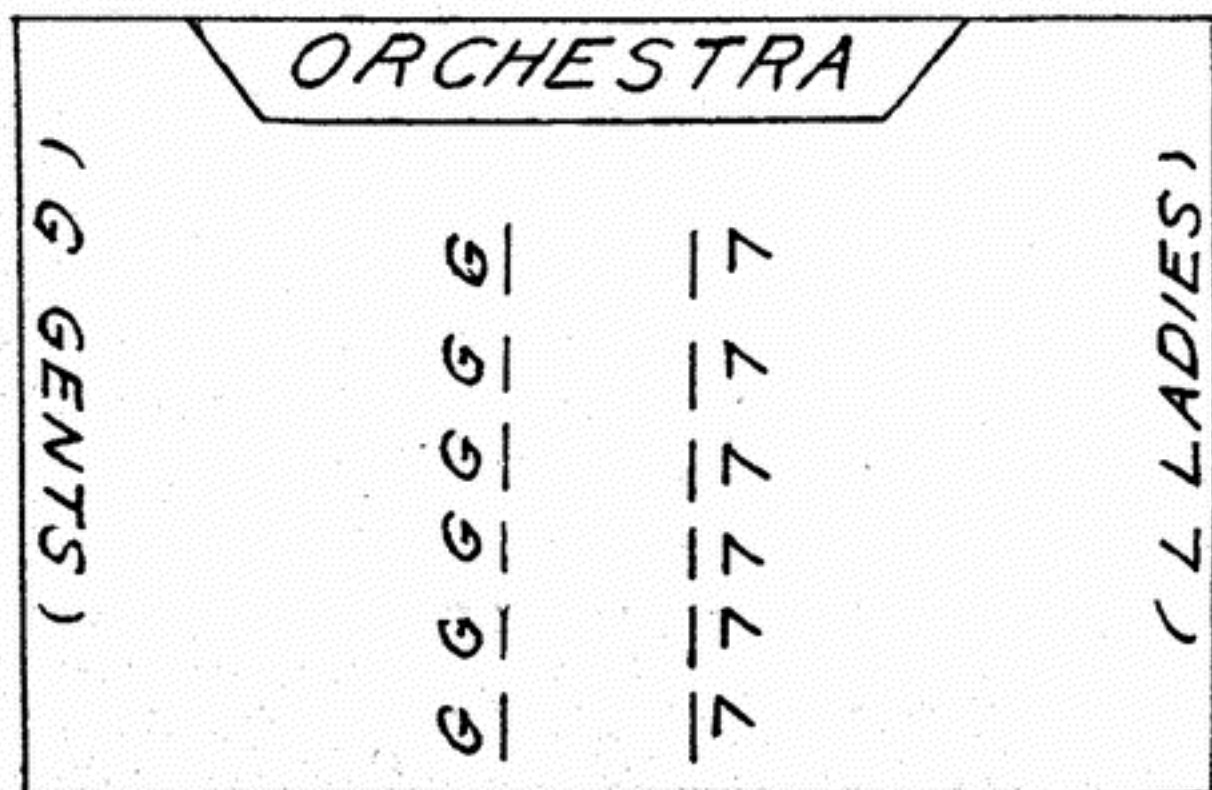
(Form the same as for Plain Quadrille.)

Play a reel. Eight hands around (8); All promenade the other way (8); All balance corners (4); Turn partners (4);

Grand right and left (16); Four ladies cross right hand half around (4); Left hand back, right hand to partners and balance (4); All turn partners (4); Eight hands around (8); All promenade the other way (8); All balance corners (4); Turn partners (4); Grand right and left (16); First couple lead to the right (4); Four hands around (4); Same couple lead to the next couple, six hands around (8); Six lead to the next couple, eight hands around (8); The other way (8); Next couple the same (32); Next couple the same (32); Last couple the same (32); All balance corners (4); Turn partners (4); All promenade around the hall (8).

CONTRA DANCES.

(Most all Contra Dances are formed in lines facing.



There should be but six couples in a set. The first call should

be made before starting music always. Only the most popular ones are given; others not being danced much.

After the couples have all danced through, call All balance partners (4); Turn partners (4); All promenade around the hall (8). This applies to all Contras.

ARKANSAS TRAVELLER.

Balance first six; Chasse half around (4); Balance (4); Chasse back to places (4); First four cross right hands half around (4); Left hands back (4); Down the centre, back and cast off (8); Right and left (8).

AMERICAN HORNPIPE.

First couple down outside and back (8); Cross over and balance (4); Turn to places (4); Down the centre, back and cast off (8); Right and left (8).

BOSTON FANCY.

First couple balance to the second (4); Turn (4); Down the centre, back and cast off (8); Ladies' chain (8); Half promenade (4); Right and left to places (4).

BEAUX OF ALBANY.

First and second couples balance (4); Turn partners (4); Both couples down the centre and back (8); First couple cast off and cross right hands with second couple (4); Left hands back (4); Right and left with third couple (8).

BRICKLAYER'S HORNPIPE.

First couple cross over inside below second couple (4); Up on the outside and turn partners to places (4); First couple down the centre, back and cast off (8); First lady swing second gent (4); First gent swing second lady (4); Right and left (8).

BUCKLEY'S FAVORITE REEL.

First lady turn second gent (4); First gent turn second lady (4); First couple down the centre, back and cast off (8); Balance four (4); Turn partners (4); Right and left (8).

CAMPTOWN HORNPIPE.

First couple down the outside and back (8); Down the centre, back and cast off (8); Ladies' chain (8); First couple balance (4); Swing to place (4).

CAMPBELLS ARE COMING.

(First couple change places before dancing.)

First couple balance to second couple (4); Turn (4); Down the centre, back and cast off (8); Ladies' chain (8).

CHASE THE LADY.

Second gent cross over and chase the lady down the outside and back (8); First gent cross over and follow second lady down the outside and back (8); First four down the centre, back and cast off (8); Half promenade (4); Right and left to places (4).

CHASE THE SQUIRREL.

First gent cross over and follow lady down the outside and up the centre (8); First lady cross over and follow gent down the outside (4); Up the centre (4); Down the centre, back and cast off (8); Right and left (8).

CHEAT THE LADY.

First lady balance to second gent (4); Turn the gent she chooses (4); First gent balance the second lady (4); Turn the lady he chooses (4); First couple down the centre, back and cast off (8); Right and left (8).

CHORUS JIG.

First couple down the outside and back (8); Down the centre and back, cast off (8); Swing contra corners (8); Balance (4); Turn to places (4).

CINCINNATI HORNPIPE.

First two couples balance (4); Half right and left (4); Balance again (4); Half right and left (4); First couple down the centre, back and cast off (8); Right and left (8).

CIRCASSIAN CIRCLE.

(Form the same as for Sicilian Circle.)

All balance (4); Four hands around (4); Ladies' chain (8); All balance (4); Turn partners (4); Right and left (8);

All forward and back (4); Forward and pass through to next couple (4).

COLLEGE HORNPIPE.

First lady balance third gent (4); Turn second gent (4); First gent balance third lady (4); Turn second lady (4); First couple down the centre, back and cast off (8); Right and left (8).

DEMOCRATIC HORNPIPE.

First couple down the outside and back (8); Cross over and chasse below two couples (4); Join hands, chasse up (4); Down the centre, back and cast off (8); Right and left (8).

DEVIL'S DREAM.

First couple down the outside and back (8); (foot couple up centre same time); First couple down the centre, back and cast off (8); (foot couple up outside same time); Ladies' chain (8); Right and left (8).

DICK SAND'S HORNPIPE.

(First couple change places.)

First four balance (4); Half promenade (4); Balance four (4); Right and left to places (4); First couple down the centre, back and cast off (8); Ladies' chain (8).

DRUNKEN SAILOR.

First and third couples balance (4); Six hands half around (4); Balance (4); Six hands half around to places (4); First

couple down the centre, back and cast off (8); Right and left (8).

DURANG'S HORNPIPE.

First lady balance to second gent (4); Turn partner (4); First gent balance second lady (4); Turn partner (4); First couple down the centre, back and cast off (8); Right and left (8).

FAVOURITE SCOTCH HORNPIPE.

Balance six (4); Chasse quarter around to the right (4); First couple down the centre, back and cast off (8); Balance six (4); Chasse around to places (4); Right and left (8).

FISHER'S HORNPIPE.

First couple down the outside and back (8); Down the centre, back and cast off (8); Swing six hands around (8); Right and left (8).

FRENCH FOUR.

First couple balance and cross over (4); Go below one couple (4); Balance (4); Cross back to place (4); First couple down the centre, back and cast off (8); Right and left (8).

GIPSEY'S HORNPIPE.

First couple cross over, down the outside and back (8); Down the centre and back (8); Ladies' half chain in line (4); Half chain across (4); Half chain in line (4); Half chain across (4).

GIRL I LEFT BEHIND ME.

(First couple cross over before dancing.)

First couple down the centre with second lady (4); Back and leave the lady at the foot (4); Down the centre with second gent (4); Back and leave the gent at the foot (4); First couple down the centre (4); Both couples back to places (4); Right and left (8).

GOOD FOR THE TONGUE.

First two couples cross down the outside (4); Swing half around at foot of set (4); Up the outside and cast off (4); Forward and back six (4); First two couples cross right hands half around (4); Left hands back (4); Right and left (8).

HIGHLAND REEL.

(Form a lady between two gents facing three opposite; the same up and down the hall.)

All forward and back; Every lady reel with right hand partner; Reel with left hand partner to place; Three hands half around and back; Forward again and pass by to next three.

HULL'S VICTORY.

First two give right hands across and balance in line (4); Turn with left hand (4); Right hand back and balance (4); Turn with left hand (4); Down the centre and back (8); Right and left (8).

IRISH WASHER-WOMAN.

First three couples forward and back (4); Turn partners half around (4); Forward and back six (4); Turn partners to places (4); First two couples down the centre and back (8); First couple go below second couple (8); Right and left (8).

JORDAN IS A HARD ROAD.

First couple cross over and balance (4); Down the outside (4); Cross over and balance (4); Up the outside (4); Down the centre, back and cast off (8); Right and left (8).

KENDALL'S HORNPIPE.

First couple down the outside and back (8); Down the centre, back and cast off (8); Ladies' chain (8); First couple balance (4); Swing to place (4).

LADY OF THE LAKE.

First couple balance to second couple (4); Turn (4); First four balance partners (4); Turn (4); Down the centre, back and cast off (8); Ladies' chain (8).

LADY'S TRIUMPH.

First lady down the centre with second gent, partner on opposite side (4); Three up the centre (4); First gent down the centre with second lady, partner on opposite side (4); Three up the centre (4); First couple down the centre, back and cast off (8); Right and left (8).

LADY WALPOLE'S REEL.

Head couple cross over and balance (4); Swing (4); Down the centre and back (8); Ladies' chain (8); Promenade half around (8); Ladies' chain (8); Promenade half around (4); Right and left to place (4); Balance to next couple (4).

LADY WASHINGTON'S REEL.

First couple cross over and balance (4); Swing (4); Down the centre, back and cast off (8); Ladies' chain (8); Half promenade (4); Right and left to places (4).

LAMPLIGHTERS HORNPIPE.

First couple cross over between second and third couples, balance (4); Turn right hand person (4); Balance (4); Turn left hand person (4); First couple down the centre, back and cast off (8); Right and left (8).

LARRY O'GAFF.

(First couple change places before dancing.)

First four right and left (8); First couple down the centre, back and cast off (8); Ladies' chain (8); Forward and back (4); Cross over to places (4).

MAID IN THE PUMP ROOM.

First lady down the centre, first gent down the outside (4); Back to places (4); Lady down the outside, gent down the centre (4); Back to places (4); Both down the centre, back and cast off (8); Right and left (8).

MERRY DANCE.

Two ladies join hands, chasse across and back (4); Gents outside (4); Gents join hands, chasse across and back (4); Ladies' outside (4); First couple down the centre, back and cast off (8); Right and left (8).

MRS. BROWN'S REEL.

First lady turn second gent (4); First gent turn second lady (4); First couple down the centre, back and cast off (8); Balance four (4); Turn partners (4); Right and left (8).

MISS MCLEOD'S REEL.

First couple down the centre, back and cast off (8); Ladies' chain (8); Half promenade (4); Half right and left to places (4); Forward and back four (4); Cross over to places (8).

MONEY MUSK.

First couple swing once and a half around (4); Go below the next couple (4); Forward six (4); Swing three-quarters around (4); Forward six (4); Swing to places (4); Right and left (8).

OLD ZIP COON.

First couple down the outside, second couple down the centre same time (4); First couple up the centre, second up the outside (4); First couple down the centre, second couple down the outside (4); First couple up the outside, second couple up the centre (4); Both couples down the centre and back, first couple cast off (8); Right and left (8).

OYSTER RIVER.

First couple cross and go between the second and third couples (4); Join hands and balance (4); Turn right hand person (4); Balance (4); Turn left hand person (4); Turn partner half around (4); Down the centre, back and cast off (8); Right and left (8).

PETRONELLA.

First couple balance to side (4); Balance to centre (4); Balance to side (4); Balance to centre (4); First couple down the centre, back and cast off (8); Right and left (8).

POP GOES THE WEASEL.

First couple down the outside and back (8); Down the centre and back (8); Swing three hands once and a half around with second lady (4); First couple raise their hands, second lady pass under to place (4); Swing three hands once and a half around with second gent, second gent pass under to place (4).

ROY'S WIFE.

First couple join hands and balance (4); Down the centre (4); Balance (4); Back to place and go below second couple (4); Right hand across half around (with second couple 4); Left hand back (4); Right and left (8).

SARATOGA HORNPIPE.

First couple down the outside and back (8); Cross over

and down the outside below two couples (4); Up the centre to places (4); Down the centre, back and cast off (8).

SOLDIER'S JOY.

(Form the same as Sicilian Circle.)

All forward and back (4); Turn the opposite (4); All balance (4); Turn partners (4); Ladies' chain (8); Forward and back (4); Forward and pass through to next couple (4).

SPEED THE PLOUGH.

First lady balance to second gent (4); First gent balance to second lady (4); First couple down the centre, back and cast off (8); Ladies' chain (8); Half promenade (4); Half right and left (4).

STEAMBOAT QUICKSTEP.

Forward and back six (4); Swing three-quarters around to the left (4); First couple chasse across the set, back and cast off (8); Turn contra corners (8); Forward and back six (4); Swing around to places (4).

ST. PATRICK'S DAY.

First couple down the outside and back (8); Down the centre, back and cast off (8); Forward and back six (4); Six hands around to places (4); First two couples cross right hands half around (4); Left hand back (4); Right and left (8).

TEMPEST.

(Form in two lines of couples, twelve couples in each set facing, six couples on each side.)

First two couples down the centre and back (8); Balance at the sides (4); Four hands around (4); Ladies' chain (8).

TWIN SISTERS.

First two ladies join hands, chasse between the opposite gents and back (8); First two gents join hands, chasse between opposite ladies and back (8); First couple down the centre, back and cast off (8); Right and left (8).

VIRGINIA REEL.

First lady and last gent balance (4); First gent and last lady balance (4); First lady turn last gent with right hand (4); First gent turn last lady with right hand (4); First lady turn last gent with left hand (4); First gent turn last lady with left hand (4); First lady turn last gent with both hands (4); First gent turn last lady with both hands (4); Right hand to partner and reel down the set (28); Up the centre (4); March (12); Down the centre (4).

WASHINGTON QUICKSTEP.

First four cross right hands half around (4); Left hands back (4); First couple down the centre, back and cast off (8); Ladies' chain (8); Forward four (4); Turn to places (4).

WHITE COCKADE.

First lady down the centre, gent down the outside and back (8); First gent down the centre, lady down the outside and back (8); First couple down the centre, back and cast off (8); Right and left (8).

Popular Compositions by

A. P. Wyman.

DASHING SPRAY. Theme and Variations.—A delicious morceau, suggestive of the sea-shore, and a response to the query, "What are the wild waves saying." A Gem. Price, 75 cts.

STRING OF PEARLS.—An arrangement of popular airs in a semi-medley form, which adds to their individual beauty and interest, by contrast in theme and treatment. Price, 65 cts.

COME BACK TO ERIN.—Another medley, and a good one, based on the beautiful Irish melody above named. An exquisite theme, elaborately and most artistically treated. Price, 75 cts.

"SHOO FLY!"—The old-time favorite melody of "Twenty years ago," has a revived significance for the musicians of to-day. Price, 60 cts.

THAT LITTLE CHURCH AROUND THE CORNER.—Transcription of the melody of song composed in honor of Dr. Houghton's church. An honorable theme, duly honored. Price, 65 cts.

Golden Chain Set.

FOR YOUNG PIANO STUDENTS,

Golden Chain March.	Golden Chain Polka.
Golden Chain Schottische.	Golden Chain Galop.
Golden Chain Mazurka.	Golden Chain Waltz.

35 CENTS EACH.

3477-2X